

Carlo

Chair & Stool



burgtec.

A Universal Chair.

The Carlo monoshell chair & stool range is designed to adapt to all spaces. Thanks to its chameleonic nature it covers the entire market.

Lightweight, stylish and comfy, with a beautiful sculpted back that gently moves with the user's body weight. The Carlo is available in a range of bases and finishing options to meet any requirements.

The Carlo's compact dimensions make it ideal for high-density applications such as training and conference, auditoriums, educational and healthcare. Its fresh, modern profile is also attractive in a retail setting, cafeterias and recreational spaces.

The option for front and full upholstery provides a finishing touch to the Carlo collection.

Features

- Full European CATAS rating
- Bases: 4-leg, Sled, 4-leg timber, 4-castor, 5-castor
- Optional upholstery (Full Shell or Seat Pad Only)
- Optional armrests (4-Leg Base Only)
- Weight Rating: 120kg
- Polypropylene shell with gentle controlled flex back
- Stackable (4-Leg/Sled Bases Only)
- Lightweight design

Finishes

- Upholstery: House fabrics / leathers or fabric of your choice
- Two-tone upholstery available
- Timber Bases: Clear coated ash
- Steel Bases: Chrome | Black | White
- Polypropylene (some finishes may be indent)

ITALIAN SEAT DESIGN

Carlo's sleek, lean Italian design and its glossy finishing are inspired by the beauty of neoclassical sculptures.

Designed with a beautifully sculpted back, Carlo has a gently controlled flex that moves with the user's body weight to provide comfort, even for extended periods.

Always the over-achiever, Carlo also offers wider seat options if required.



EXTENSIVE COLOUR OPTIONS

Designed for the creative.

Carlo is available in a full range of matching PP colours and upholstered seat options.

With hundreds of fabrics to choose from Burgtec's house range, the Carlo can be uniquely cohesive with its environment.



EXPRESS LEAD TIMES

Any finish. No extra delay.

With all the possible design combinations, Carlo is the perfect go-to solution for any setting.

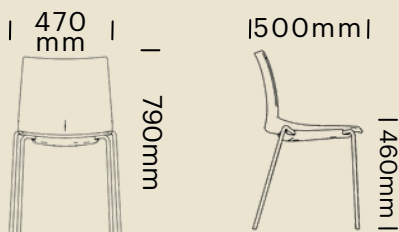
Uniquely adaptable, the Carlo can be coordinated with any colour scheme without the worry of possible supply chain delays. All finishes are available in 4-6 weeks.

DIMENSIONS - CARLO CHAIR

4 Leg Steel



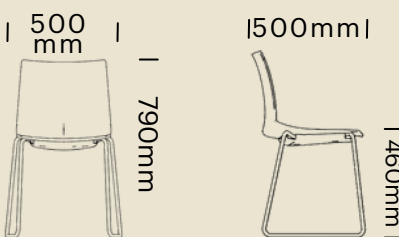
CARLO-4LEG



Sled Steel



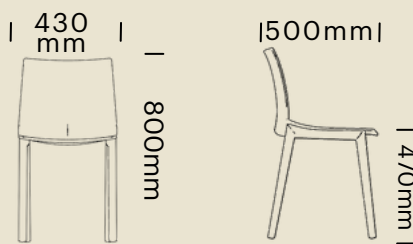
CARLO-SLED



4 Leg Timber



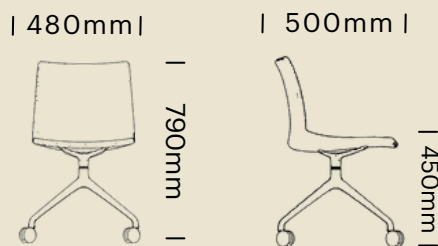
CARLO-TIMBER



4 Star Castor



CARLO-4CAST



DIMENSIONS - CARLO CHAIR/STOOL

5 Star Castor



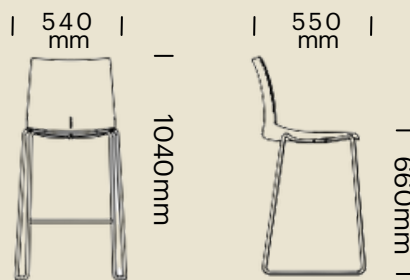
CARLO-5CAST



Kitchen Stool



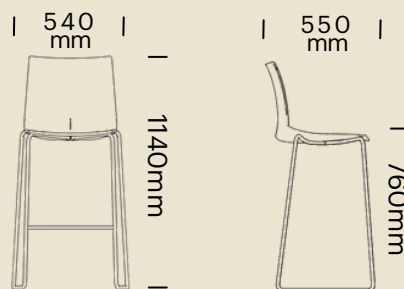
CARLO-ST-600



Bar Stool



CARLO-ST-760







Care and Maintenance

Plastic

These materials are fairly resistant to damage from dirt. Regular dusting should help keep the surfaces free from dirt and help stop any scratches occurring. Avoid contact with boiling water, high heat, flame, and abrasives. Wash in warm soapy water and apply pressure where necessary, drying afterwards with a clean cloth. Do not use strong or abrasive cleaning fluids or detergents, as these may affect the colour and finish of the surface.

Fabric

For a general clean, regular dusting and vacuuming removes any loose particles and stops dirt from entering the weave and breaking down the fibres. When necessary, the upholstery should be gently wiped with a clean cloth, dampened with warm soapy water. Immediately dry with a clean and dry non-abrasive cloth. Do not use strong or abrasive cleaning fluids or detergents, as these may affect the colour and finish of the fabric. Upholstery can be professionally dry-cleaned if required. For best care and maintenance results please follow manufacturer's instructions

Leather, Vinyl, PU & Faux Leather

Periodically dust with a clean, dry soft cloth. Do not expose your Chairs to prolonged Sunlight or other heat sources as this may cause fading. Avoid extremes of Humidity. For Dried Soiling: Gently brush with a soft brush or gently clean with a vacuum cleaner. For Wet Soiling and deep cleaning: Gently remove the excess substance from the surface with absorbent paper. With a clean cloth soaked in a mild soap solution, gently remove the stain. Do not soak the surface, dry and buff immediately with a clean cloth. For best care and maintenance results please follow manufacturer's instructions.

Timber Surfaces

Clean with a damp, soft cloth or sponge using lukewarm water. Neutral diluted detergent may also be used with lukewarm water. Strong detergents which contain bleach, acid or have an abrasive effect (such as scouring creams) should be avoided.

Warranty Information

Carlo Chairs have a 5 Year Warranty. Burgtec promises the original purchaser, at our option, to repair or replace any of the said product or component thereof, subject to normal commercial use, that is defective in material or workmanship for the time period offered on the product from date of purchase. To view the full warranty statement for Carlo please go to burgtec.com/carlo.



Sydney
Canberra
Melbourne
Brisbane
Newcastle
Perth

