

# CARLO

burgtec.



CHAIR &  
STOOL



burgtec.com

## A universal chair.

The Carlo monoshell chair & stool range is designed to adapt to all spaces. Thanks to its chameleonic nature it covers the entire market.

Light, stylish and comfy, with a beautiful sculpted back that gently moves with the user's bodyweight. The Carlo is available in a range of bases and finishing options to meet any requirements.

### Features

- Full European CATAS rating
- Bases: 4-leg, Sled, 4-leg timber, 4-castor, 5-castor
- Optional upholstery (Full Shell or Seat Pad Only)
- Optional armrests (4-Leg Base Only)
- Weight Rating: 120kg
- Polypropylene shell with gentle controlled flex back
- Stackable (4-Leg/Sled Bases Only)
- Lightweight design
- Meterage: 0.8m

### Finishes

- Upholstery: House fabrics / leathers or fabric of your choice
- Two-tone upholstery available
- Timber Bases: Clear coated ash
- Steel Bases: Chrome | Black | White
- Polypropylene (some finishes may be indent):



Contact us for colour samples.





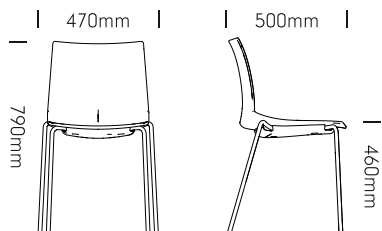
# CARLO CHAIR

burgtec.

## 4-LEG STEEL



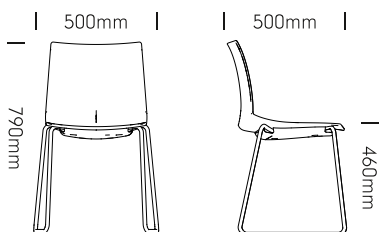
CARLO-4LEG



## SLED STEEL



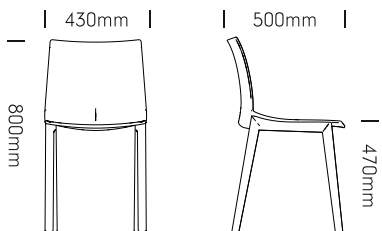
CARLO-SLED



## 4-LEG TIMBER



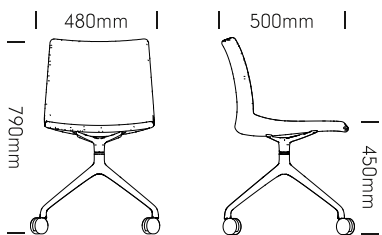
CARLO-TIMB



## 4-STAR CASTOR



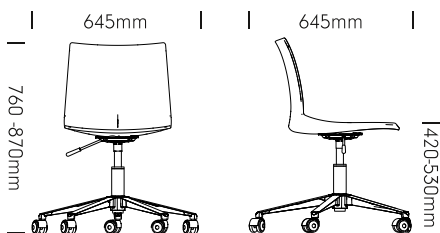
CARLO-4CAST



## 5-STAR CASTOR



CARLO-5CAST

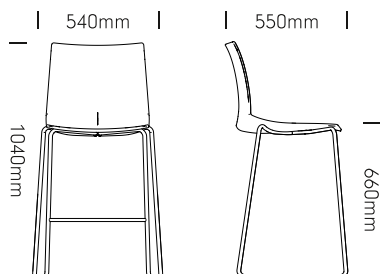


# CARLO STOOL \_\_\_\_\_ burgtec.

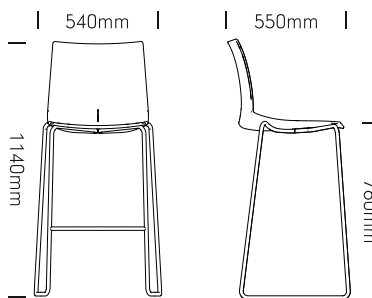
## SLED STEEL



KITCHEN CARLO-ST-660



BAR CARLO-ST-760



## Plastic

These materials are fairly resistant to damage from dirt. Regular dusting should help keep the surfaces free from dirt and help stop any scratches occurring. Avoid contact with boiling water, high heat, flame, and abrasives. Wash in warm soapy water and apply pressure where necessary, drying afterwards with a clean cloth. Do not use strong or abrasive cleaning fluids or detergents, as these may affect the colour and finish of the surface.

## Fabric

For a general clean, regular dusting and vacuuming removes any loose particles and stops dirt from entering the weave and breaking down the fibres. When necessary, the upholstery should be gently wiped with a clean cloth, dampened with warm soapy water. Immediately dry with a clean and dry non-abrasive cloth. Do not use strong or abrasive cleaning fluids or detergents, as these may affect the colour and finish of the fabric. Upholstery can be professionally dry-cleaned if required. For best care and maintenance results please follow manufacturer's instructions.

## Leather, Vinyl & PU

Periodically dust with a clean, dry soft cloth. Do not expose your Chairs to prolonged Sunlight or other heat sources as this may cause fading. Avoid extremes of Humidity. For Dried Soiling: Gently brush with a soft brush or gently clean with a vacuum cleaner. For Wet Soiling and deep cleaning: Gently remove the excess substance from the surface with absorbent paper. With a clean cloth soaked in a mild soap solution, gently remove the stain. Do not soak the surface, dry and buff immediately with a clean cloth. For best care and maintenance results please follow manufacturer's instructions.

## Timber

Use lukewarm soapy water and a damp soft cloth or sponge to gently wipe off any dust or liquid, making sure to towel dry all moisture off once clean – liquids including cleaning chemicals or water should not be left to soak on the surface as staining can occur. Avoid abrasive, solvent-based, cream cleaners and products containing silicone, as they damage the surface making it unsuitable for recoating. Any unintentional damage to the surface should be resealed immediately to prevent moisture soaking in.



## Warranty Information

Carlo Chairs have a 5 Year Warranty. Burgtec promises the original purchaser, at our option, to repair or replace any of the said product or component thereof, subject to normal commercial use, that is defective in material or workmanship for the time period offered on the product from date of purchase. To view the full warranty statement for Carlo please go to [burgtec.com/carlo](http://burgtec.com/carlo).





burgtec.

1800 287 483 | [burgtec.com](http://burgtec.com)

Newcastle | Sydney | Perth | Brisbane | Canberra | Adelaide | Melbourne

