

burgtec.



Strata 360

Making the workplace work

Smooth design. Smart modular construction

Strata 360 is a premium round leg desking solution that elevates and supports people of Australian businesses every day.

This workstation system is our bread and butter, constantly improving the design over the years to become a market leader. Its cylindrical frame design aesthetically offers class, but it's what's inside that really sets Strata 360 apart – with advanced actuator electrics that guarantee smooth, seamless operation and long-lasting value.

A fusion of European technology, Australian quality, and modern flair, Strata 360 makes workplace design and strategy work.

Features

- AFRDI Certified
- Compatible with all Burgtec Screens
- Available in Linear, Corner, and Back-to-Back configurations
- Cable management / softwiring options available
- Fixed Height: 720mmH (includes 25mm top)
- Electric Height Range: 610 – 1260mmH (includes 25mm top)
- Round leg design
- Integrated Bluetooth and Mobile app
- Double tap activation to avoid accidental height adjustment

Finishes

- Worktops: Select from Burgtec house laminates range (Contrast edging available)
- Frames: Black or White Powdercoat
- Screens: Select from Burgtec house fabrics/acoustics or fabric of your choice

Warranty

10 years

Lead Time

4-6 Weeks

Origin

Australia



burgtec.







Strata 360 Global Greentag Certified

We are thrilled to share that we have successfully renewed the Global GreenTagCert™ GreenRate™ Level C certification for our Strata 360 LINAK workstation.

The certification is a prestigious ecolabel that assesses a product's sustainability throughout its lifecycle. Global GreenTag certification is recognized globally and domestically by the Green Building Council of Australia.

This means that Strata 360 has met certain standards for sustainability and environmental impact and that you can specify our workstations in complete confidence.







Strata 360

Movement by electric actuator technology

LINAK® produces electric linear actuator solutions to create smooth movement in a variety of applications. From healthcare to agriculture, comfort furniture, office interiors, or industrial automation. Partnering with LINAK® Australia has brought about Strata 360 - our most advanced workstation system to date. A fusion of European technology, Australian quality and modern flair brings a fresh take on office desking to the industry, without compromising on lead-time and cost.

Desk Control™ App

Connect your Strata 360 Desk to your iOS/Android mobile device, or desktop PC with the Desk Control™ App. Auto-connect, receive motivational notifications, and access statistics to help utilise your desk's adjustment function more actively – and ultimately improve work habits.

As well as adjusting desk height, the user can also store favourite positions in the app, thus improving ergonomics by using the optimal work heights – whether sitting or standing.

DPG Control

Strata 360 Workstations feature LINAK® Desk Panel Controls with Bluetooth® wireless technology, memory and reminder functions. As intuitive as they are contemporary, the DPG Controls operate by simply tapping up or down to drive the desk, and can store four favourite positions for efficient and effortless use. The integrated LED strip flashes at optimal intervals to remind users to change positions. Featuring a minimal, discreet profile with a glossy surface and an integrated display to ensure a clean and modern design.



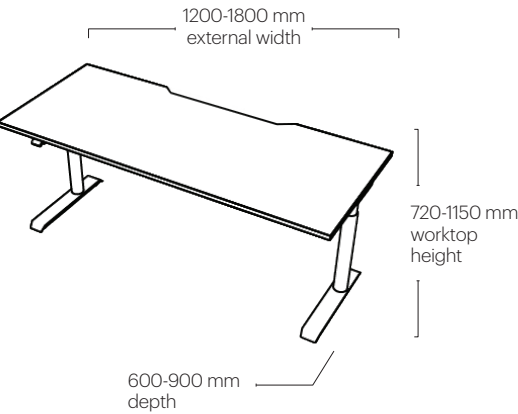


Strata Workstations

Dimensions Strata 360

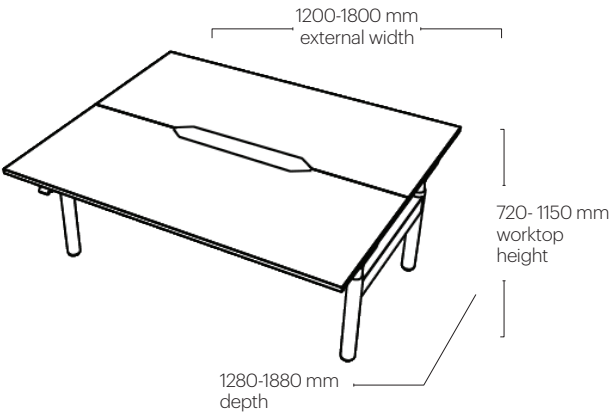
Strata 360 Single

STR360LKE-NS-SS



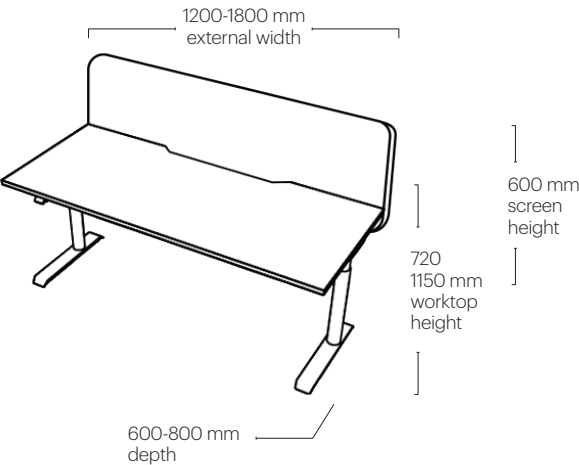
Strata 360 Back to Back

STR360LKE-NS-B2B



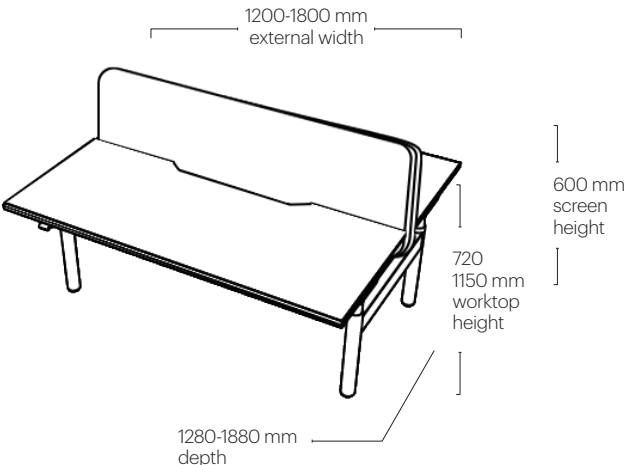
Strata 360 Acoustic

Bridge Mounted Acoustic Straight Screen - STR360LKE-AUR-BMSS



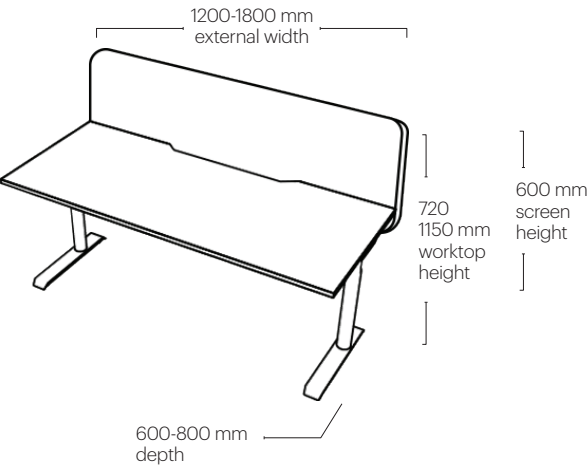
Strata 360 Back to Back Acoustic

Bridge Mounted Acoustic Straight Screen - STR360LKE-AUR-BMB2B



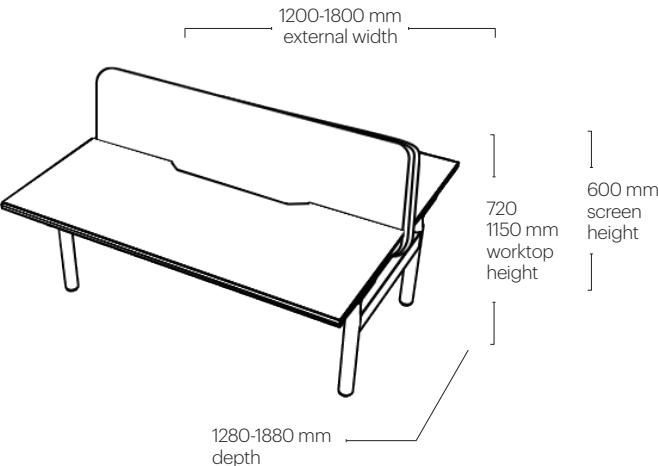
Strata 360 Acoustic

Desktop Mounted Acoustic Straight Screen - STR360LKE-AUR-DMSS



Strata 360 Back to Back Acoustic

Desktop Mounted Acoustic Straight Screen - STR360LKE-AUR-DMB2B

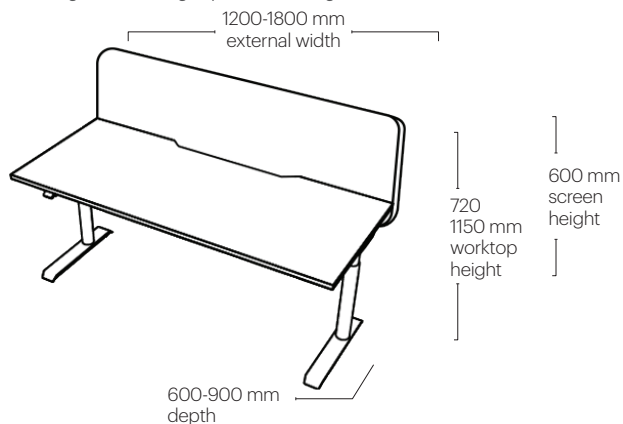


Dimensions

Strata 360

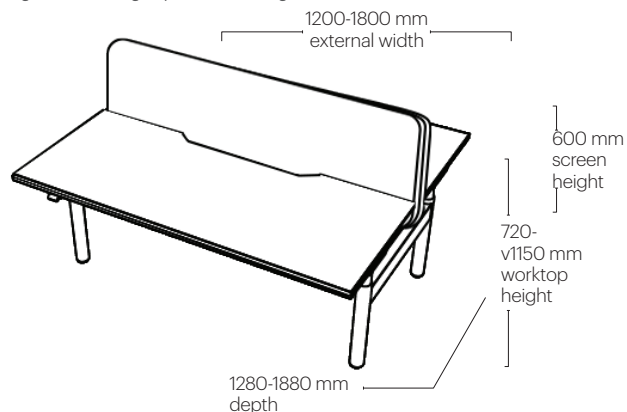
Strata 360 Edge

Bridge Mounted Edge Upholstered Straight Screen - STR360LKE-EDG-BMSS



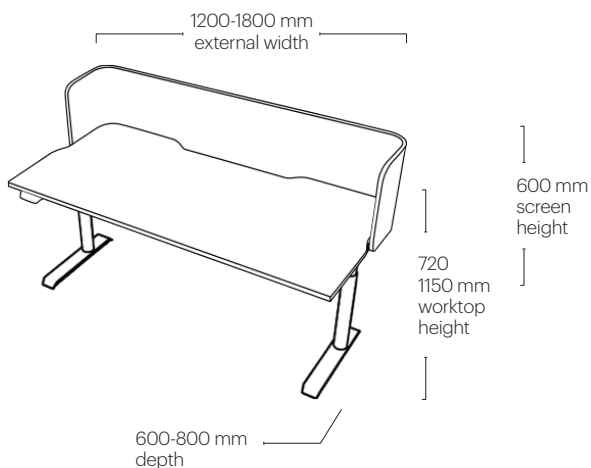
Strata 360 Edge Back to Back

Bridge Mounted Edge Upholstered Straight Screen - STR360LKE-EDG-BMB2B



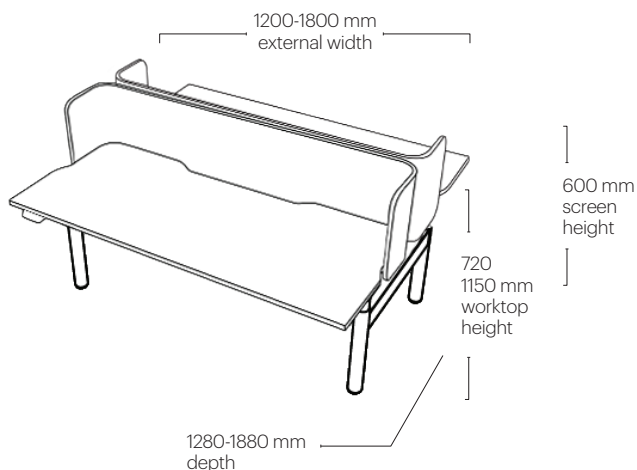
Strata 360 Acoustic Wraparound

Bridge Mounted Acoustic Screen - STR360LKE-AUR-WRSS



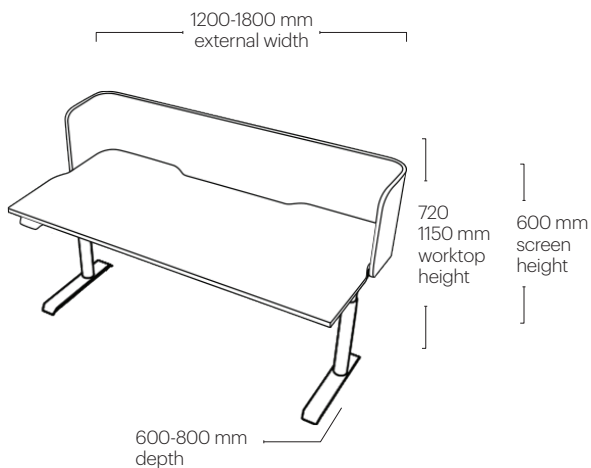
Strata 360 Back to Back Acoustic Wraparound

Bridge Mounted Acoustic vvScreen - STR360LKE-AUR-WRB2B



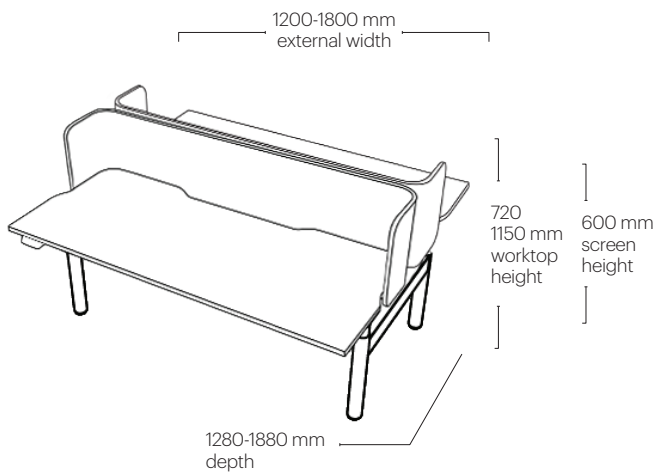
Strata 360 Edge Upholstered Wraparound

Desktop Mounted Acoustic Screen - STR360LKE-EDG-WRSS



Strata 360 Edge Upholstered Wraparound Back 2 Back

Desktop Mounted Acoustic Screen - STR360LKE-EDG-WRB2B





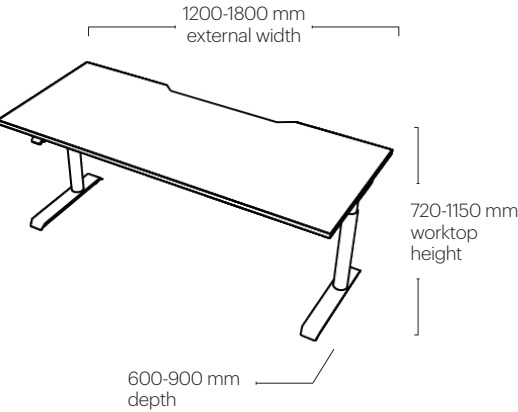


Strata Workstations

Dimensions Strata 2S

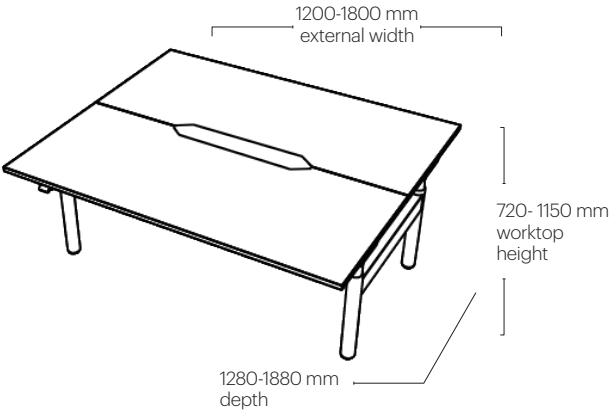
Strata 2S Single

STR360-2S-NS-SS



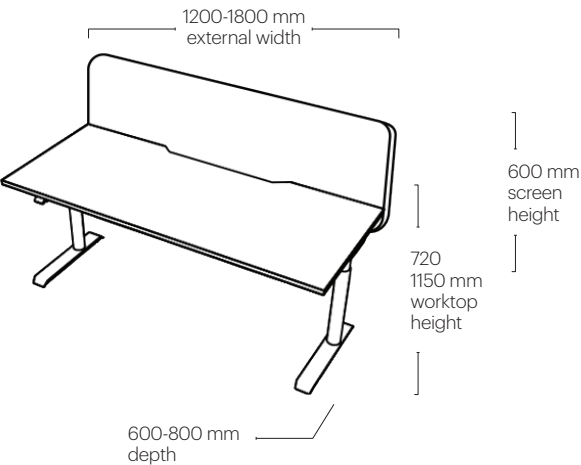
Strata 2S Back to Back

STR360-2S-NS-B2B



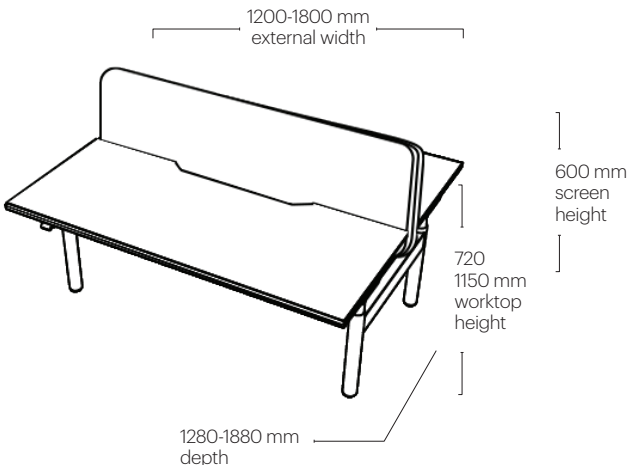
Strata 2S Acoustic

Bridge Mounted Acoustic Straight Screen - STR360-2S-AUR-BMSS



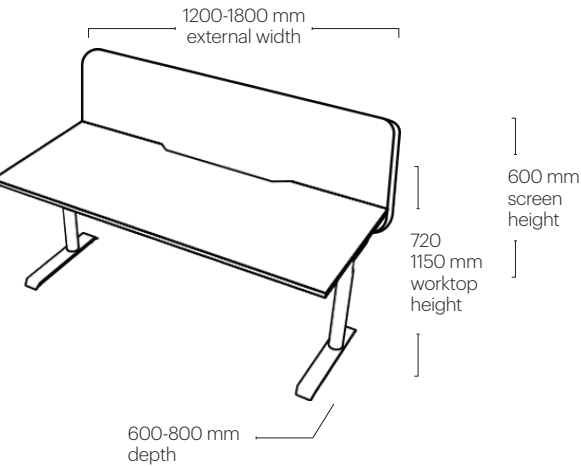
Strata 2S Back to Back Acoustic

Bridge Mounted Acoustic Straight Screen - STR360-2S-AUR-BMB2B



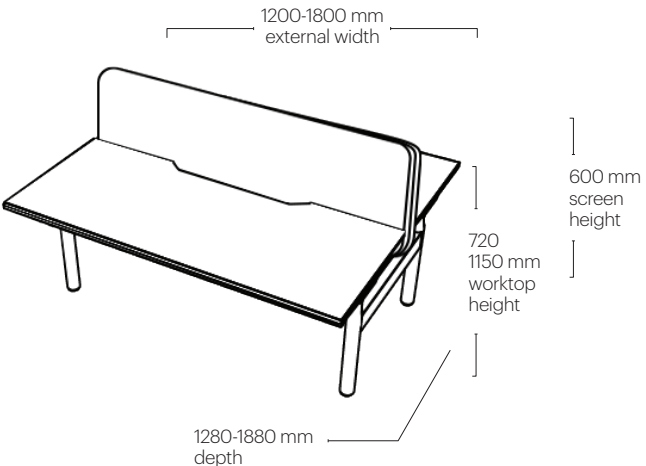
Strata 2S Acoustic

Desktop Mounted Acoustic Straight Screen - STR360-2S-AUR-DMSS



Strata 2S Back to Back Acoustic

Desktop Mounted Acoustic Straight Screen - STR360-2S-AUR-DMB2B

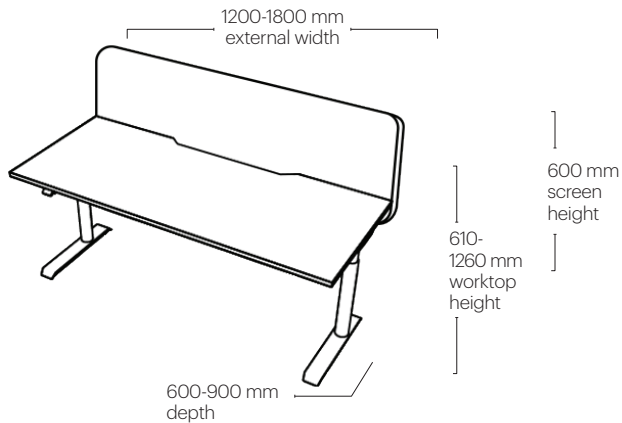


Dimensions

Strata 2S

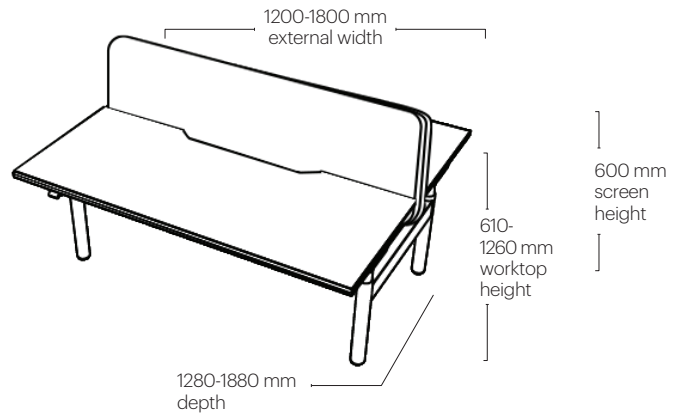
Strata 2S Edge

Bridge Mounted Edge Upholstered Straight Screen - STR360-2S-EDG-BMSS



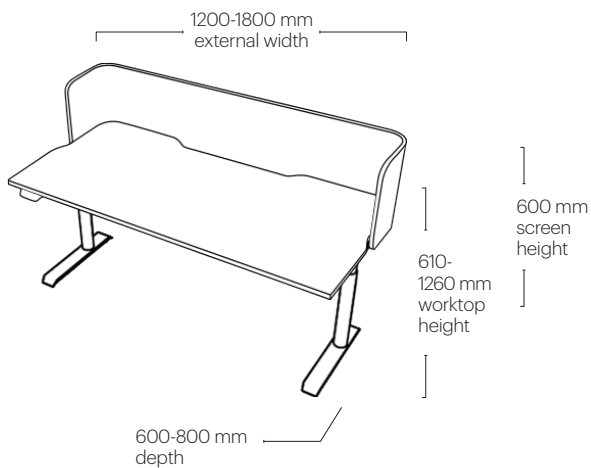
Strata 2S Edge Back to Back

Bridge Mounted Edge Upholstered Straight Screen - STR360-2S-EDG-BMB2B



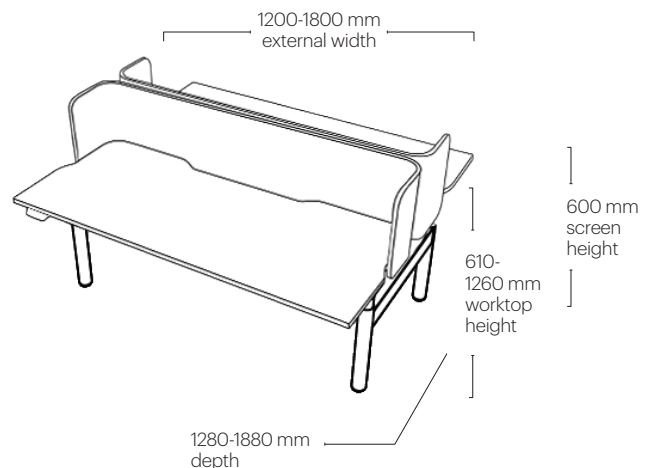
Strata 2S Acoustic Wraparound

Bridge Mounted Acoustic Screen - STR360-2S-AUR-WRSS



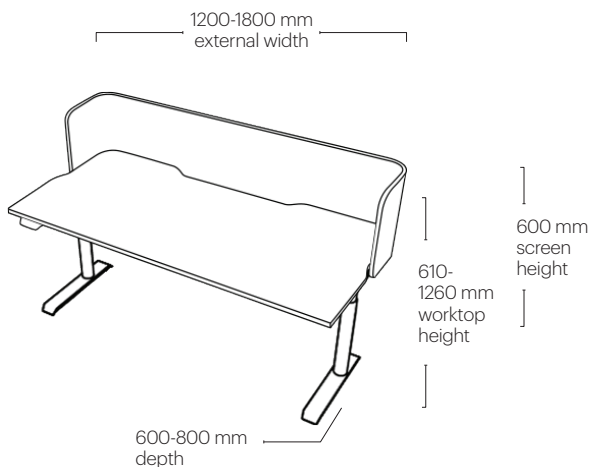
Strata 2S Back to Back Acoustic Wraparound

Bridge Mounted Acoustic Screen - STR360-2S-AUR-WRB2B



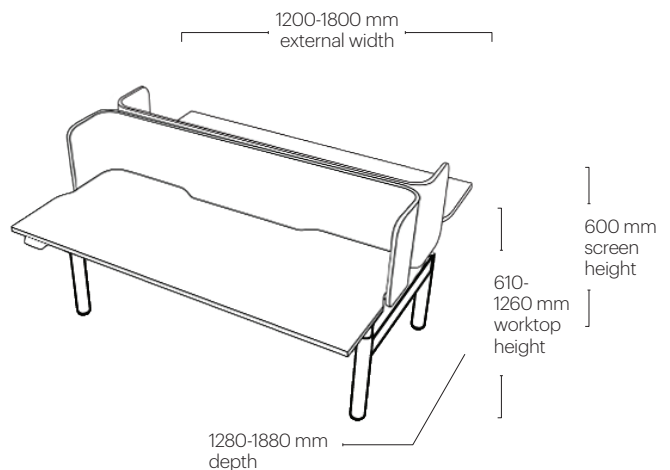
Strata 2S Edge Upholstered Wraparound

Desktop Mounted Acoustic Screen - STR360-2S-EDG-WRSS



Strata 2S Edge Upholstered Wraparound Back 2 Back

Desktop Mounted Acoustic Screen - STR360-2S-EDG-WRB2B





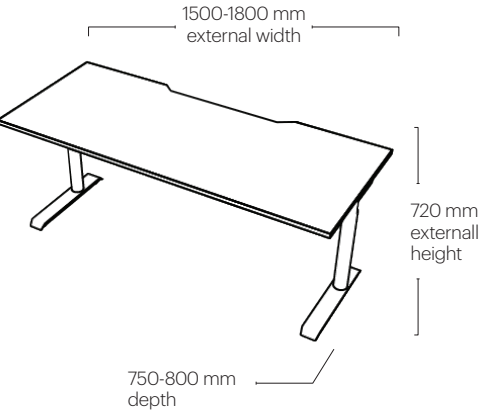


Strata Workstations

Dimensions Strata Fixed Height

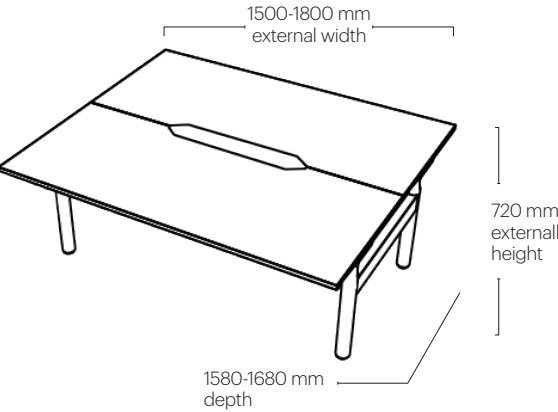
Strata Fixed Height Single

STR360F-NS-SS



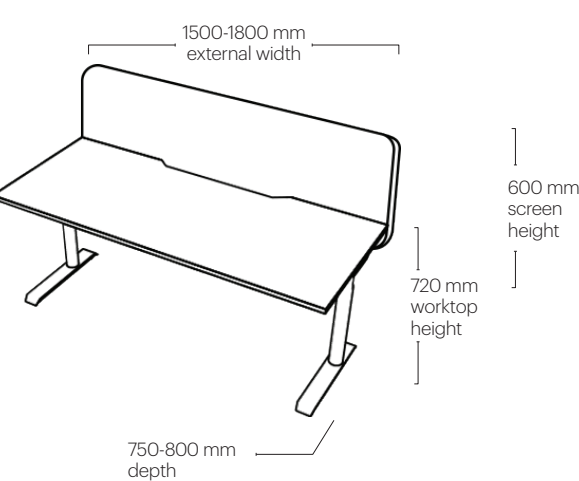
Strata Fixed Height Back to Back

STR360F-NS-B2B



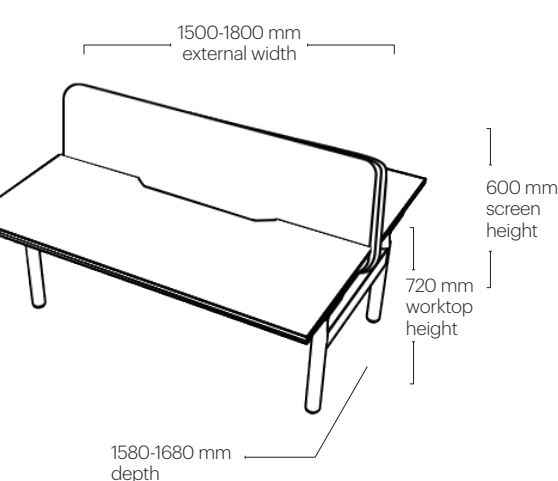
Strata Fixed Height Acoustic

Desktop Mounted Acoustic Straight Screen - STR360F-AUR-DMSS



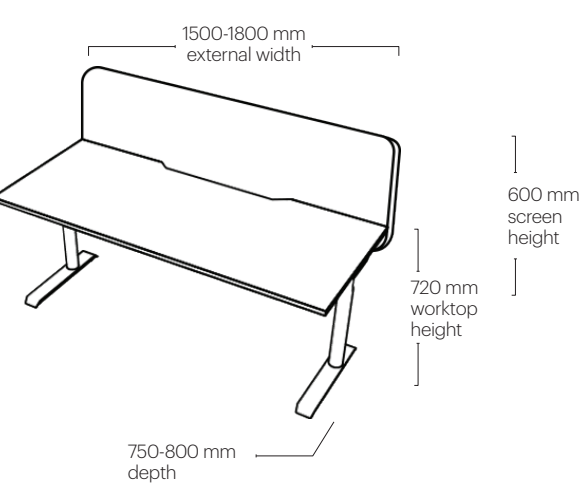
Strata Fixed Height Back to Back Acoustic

Desktop Mounted Acoustic Straight Screen - STR360F-AUR-DMB2B



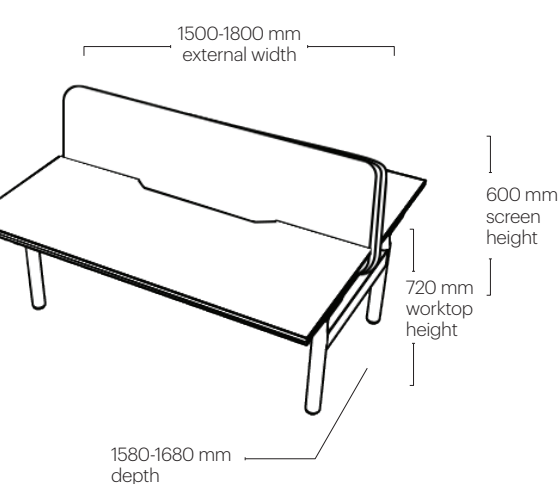
Strata Fixed Height Edge

Desktop Mounted Upholstered Straight Screen - STR360F-EDG- DMSS



Strata Fixed Height Back to Back Edge

Desktop Mounted Upholstered Straight Screen - STR360F-EDG- DMB2B





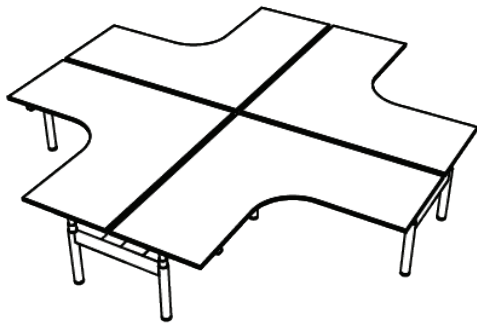


Strata 360

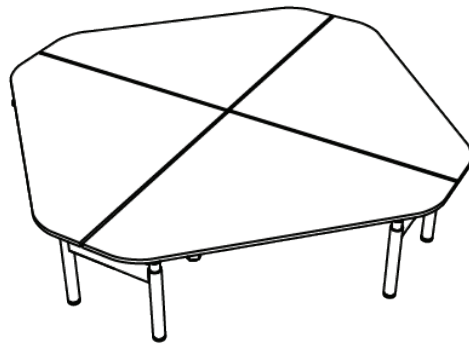
Special projects

Strata 360 is also offered in other 3 or 4 sides configurations with/without screens upon request.
Contact your project manager for more information.

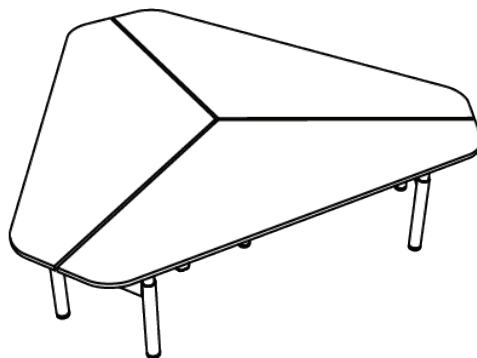
4 Way 90 degrees



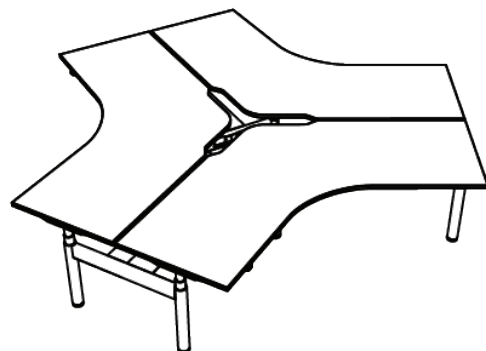
4 Way corner



4 Way corner



3 Way 120 degrees



General care and maintenance

Laminate Surfaces

Clean with a damp, soft cloth or sponge using lukewarm water. Neutral diluted detergent may also be used with lukewarm water. Strong detergents which contain bleach, acid or have an abrasive effect (such as scouring creams) should be avoided.

Metal surfaces (except stainless steel)

Clean with a damp, soft cloth or sponge using lukewarm soapy water. Strong detergents which contain bleach, acid or have an abrasive effect (such as scouring creams) should be avoided. Sponges and scourers made from synthetic fibres or metal which may leave permanent scratches on the surfaces should also be avoided. Ensure product is dried with clean fibre-free cloth after washing.

Stainless steel

Stainless steel needs constant care and preventative maintenance. The surface needs to be wiped dry of moisture daily. This is to prevent the moisture being trapped under a cover of dust or sea spray which results in tea staining. Stainless steel should be cleaned with 'White Lily' cream cleaner (no abrasive) or a stainless-steel cleaner - usually in a spray can. Wipe over surface in direction of finish lines.

Plastic

These materials are fairly resistant to damage from dirt. Regular dusting should help keep the surfaces free from dirt and help stop any scratches occurring. Avoid contact with boiling water, high heat, flame, and abrasives. Wash in warm soapy water and apply pressure where necessary, drying afterwards with a clean cloth. Do not use strong or abrasive cleaning fluids or detergents, as these may affect the colour and finish of the surface.

Fabric

For a general clean, regular dusting and vacuuming removes any loose particles and stops dirt from entering the weave and breaking down the fibres. When necessary, the upholstery should be gently wiped with a clean cloth, dampened with warm soapy water. Immediately dry with a clean and dry non-abrasive cloth. Do not use strong or abrasive cleaning fluids or detergents, as these may affect the colour and finish of the fabric. Upholstery can be professionally dry-cleaned if required. For best care and maintenance results please follow manufacturer's instructions.

Leather

Periodically dust with a clean, dry soft cloth. Do not expose your furniture to prolonged sunlight or other heat sources as this may cause fading. Avoid extremes of humidity. For dried soiling: gently brush with a soft brush or gently clean with a vacuum cleaner. For wet soiling and deep cleaning: gently remove the excess substance from the surface with absorbent paper. With a clean cloth soaked in a mild soap solution, gently remove the stain. Do not soak the surface, dry and buff immediately with a clean cloth. For best care and maintenance results please follow manufacturer's instructions.

Vinyl, PU & Faux Leather

Periodically dust with a clean, dry soft cloth. Do not expose your furniture to prolonged sunlight or other heat sources as this may cause fading. Avoid extremes of humidity. For dried soiling: gently brush with a soft brush or gently clean with a vacuum cleaner. For wet soiling and deep cleaning: gently remove the excess substance from the surface with absorbent paper. With a clean cloth soaked in a mild soap solution, gently remove the stain. Do not soak the surface, dry and buff immediately with a clean cloth. For best care and maintenance results please follow manufacturer's instructions.

People are the heart of every organisation. A well-designed workplace is one that welcomes, supports and elevates. It inspires people to bring their best self to work, everyday.

At Burgtec, we're genuine about partnerships. Bringing our expertise to the table, we listen with intent to understand the individual needs of our clients. We're proud to provide service as it should be, never taking our supplier, peer or client relationships for granted.

Since 1981, we've been local first. We design and manufacture our furniture here in Australia, using locally produced materials and suppliers at every step possible. We do this because it just makes sense – quicker lead times, true sustainability, better control of budgets and never needing to compromise on quality.

A Burgtec workplace balances practical needs with good design and ingenuity. It's a space that sits right, a place that nurtures relationships and potential.



burgtec.

Sydney

Canberra

Melbourne

Brisbane

We'd love to hear from you.

burgtec.com

1300 585 065

info@burgtec.com