

# PROVINCE

burgtec.





# PROVINCE

burgtec.

## Move into new territory

It's all in the detail with the sophisticated Province lounge.

The skilfully mitred Tasmanian Oak frame can be stained to the colour of your choice and combined with a huge range of fabric and timber options for the seat and back. Changing the way we view lounges in any workplace, Province is sure to make a bold statement in any setting.

### Features

- Available in 1, 2 or 3 Seater options
- Moulded seat and back for extra comfort
- Finish externals in timber or fabric
- Multiple sizes and configurations
- Tasmanian Oak frame
- Fabric seat
- Fabric or timber sides
- 10 Year Warranty

### Finishes

- Tasmanian Oak frame  
(stained to colour of your choice)
- Select from Burgtec house fabric range  
or fabric of your choice



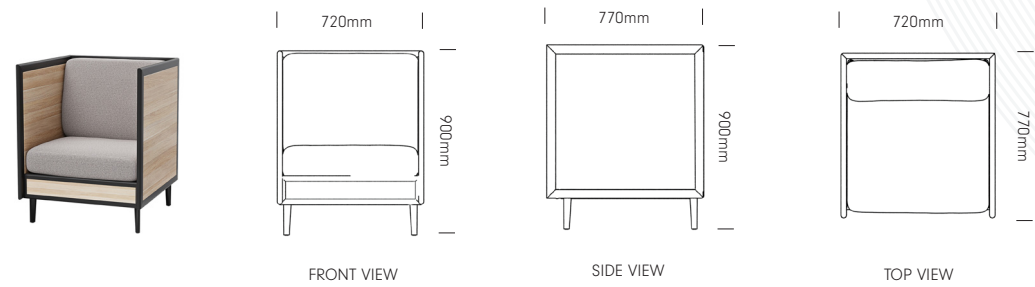
Certification | Australian Made  
Designer | Burgtec Design Team

PROVINCE STANDARD

burgtec.

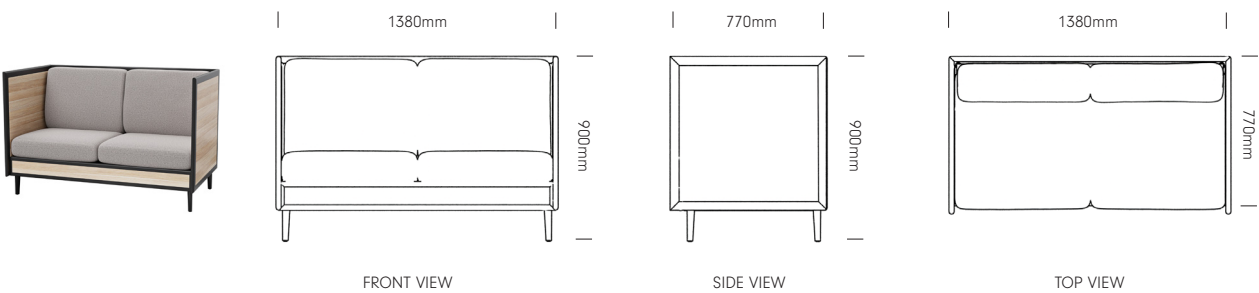
1 SEATER

PROV1SSB



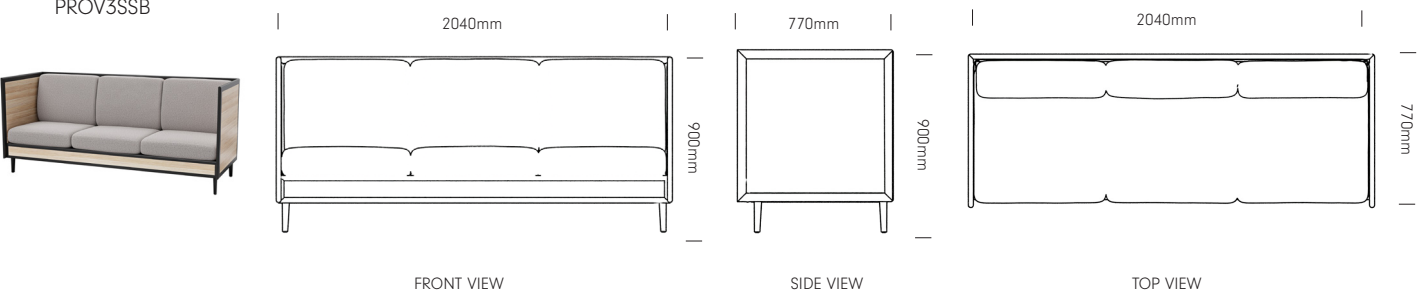
2 SEATER

PROV2SSB



3 SEATER

PROV3SSB

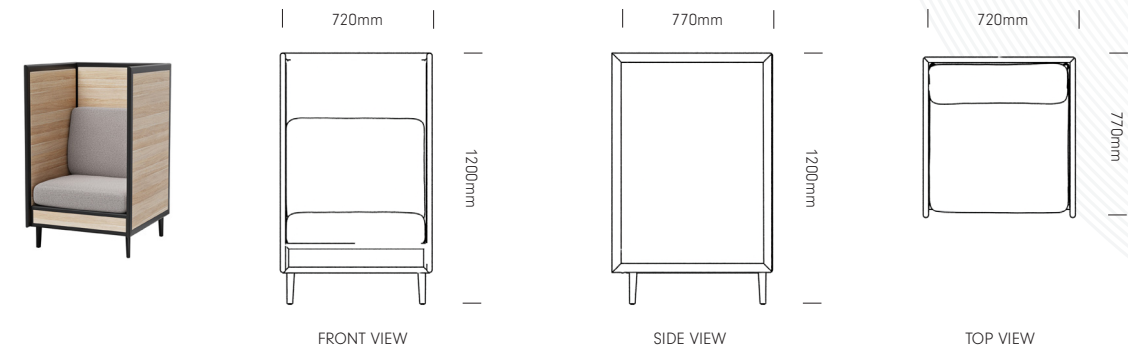


PROVINCE TALL

burgtec.

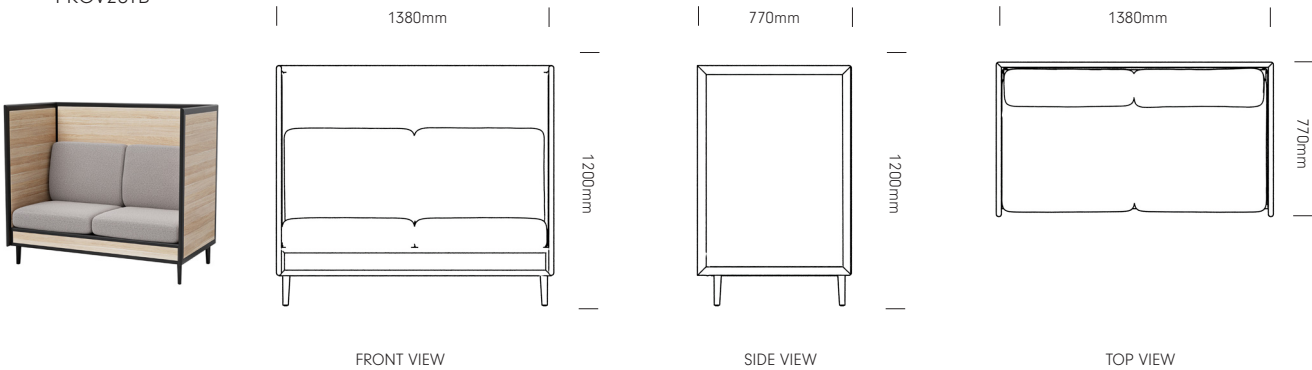
1 SEATER

PROV1STB



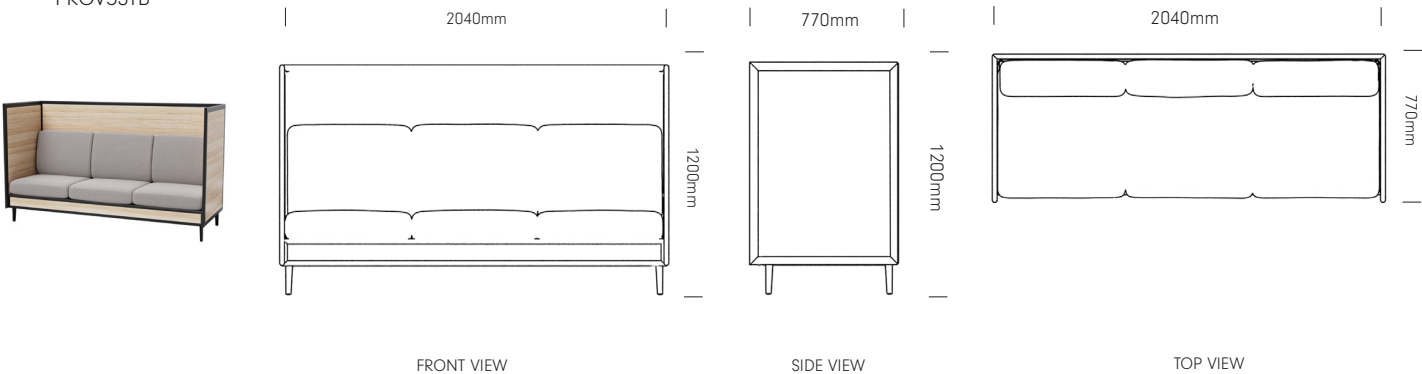
2 SEATER

PROV2STB



3 SEATER

PROV3STB

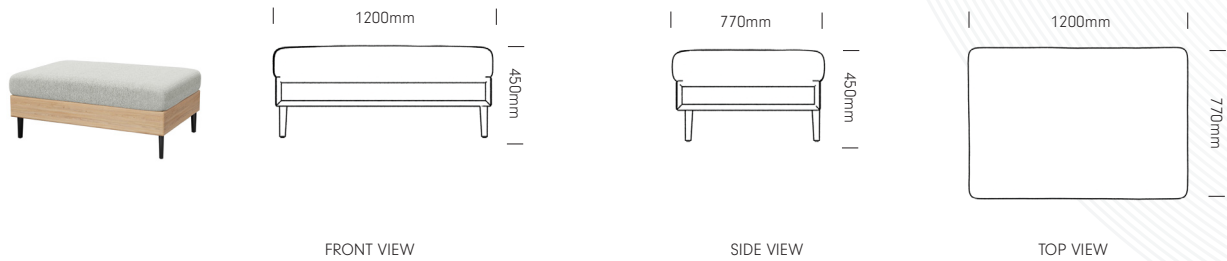


PROVINCE OTTOMAN

burgtec.

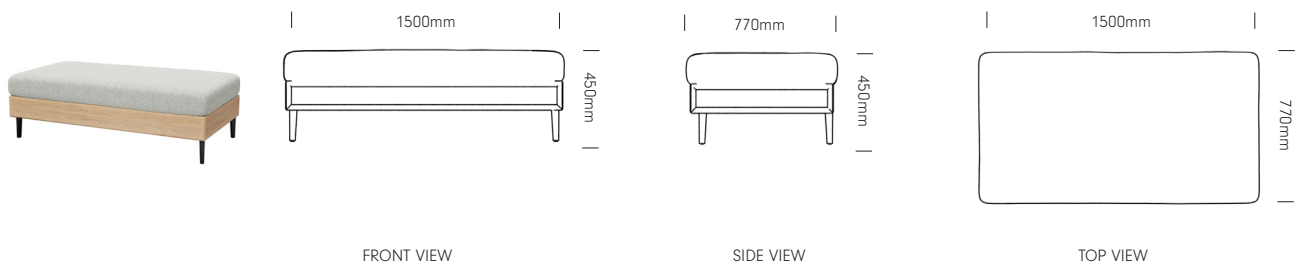
1200

PROVOTT12



1500

PROVOTT15





## Fabric

For a general clean, regular dusting and vacuuming removes any loose particles and stops dirt from entering the weave and breaking down the fibres. When necessary, the upholstery should be gently wiped with a clean cloth, dampened with warm soapy water. Immediately dry with a clean and dry non-abrasive cloth. Do not use strong or abrasive cleaning fluids or detergents, as these may affect the colour and finish of the fabric. Upholstery can be professionally dry-cleaned if required. For best care and maintenance results please follow manufacturer's instructions.

## Leather, Vinyl, PU & Faux Leather

Periodically dust with a clean, dry soft cloth. Do not expose your Chairs to prolonged Sunlight or other heat sources as this may cause fading. Avoid extremes of Humidity. For Dried Soiling: Gently brush with a soft brush or gently clean with a vacuum cleaner. For Wet Soiling and deep cleaning: Gently remove the excess substance from the surface with absorbent paper. With a clean cloth soaked in a mild soap solution, gently remove the stain. Do not soak the surface, dry and buff immediately with a clean cloth. For best care and maintenance results please follow manufacturer's instructions.

## Chrome, Anodised, Polished or Powdercoated Metal Surfaces

Clean with a damp, soft cloth or sponge using lukewarm soapy water. Strong detergents which contain bleach, acid or have an abrasive effect (such as scouring creams) should be avoided. Sponges and scourers made from synthetic fibres or metal which may leave permanent scratches on the surfaces should also be avoided. Ensure product is dried with clean fibre-free cloth after washing.

## Timber

Gently wipe with a soft, clean cloth to remove any dirt or dust. Avoid the use of any abrasive or solvent-based cleaning products. For stubborn marks, rinse with a weak solution of warm water and mild soap, ensuring the cloth is damp – not soaking, and avoid using hot water as this may remove the external lacquer.



## Warranty Information

The Province Range has 10 Year Warranty. Burgtec promises the original purchaser, at our option, to repair or replace any of the said product or component thereof, subject to normal commercial use, that is defective in material or workmanship for the time period offered on the product from date of purchase. To view the full warranty statement for Province please go to [burgtec.com/province](http://burgtec.com/province).



burgtec.

1800 287 483 | [burgtec.com](http://burgtec.com)

Newcastle | Sydney | Perth | Brisbane | Canberra | Adelaide | Melbourne

