

burgtec.



Blade Slip On Divider

Divide and conquer

Blade Slip On Divider

Slip on divider screens are a versatile and affordable solution to create private and functional workstations.

Features

36mm thickness

Made in Australia

Available in three styles – Standard, Curve & Edge

Compatible with 25mm Worktops

Warranty

10 years

Lead Time

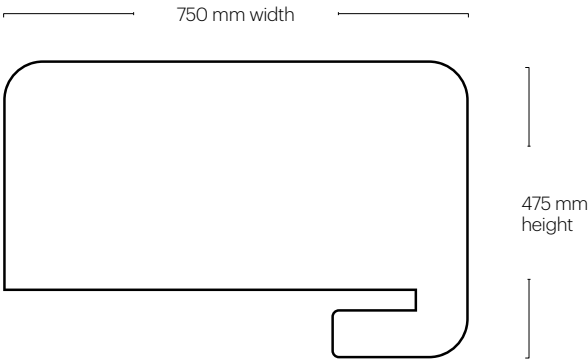
4-6 Weeks



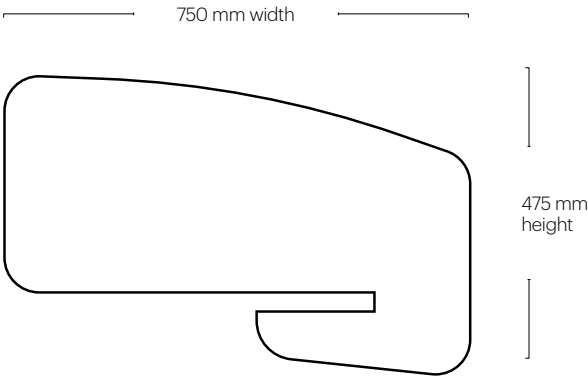
Blade Slip On Divider

Dimensions

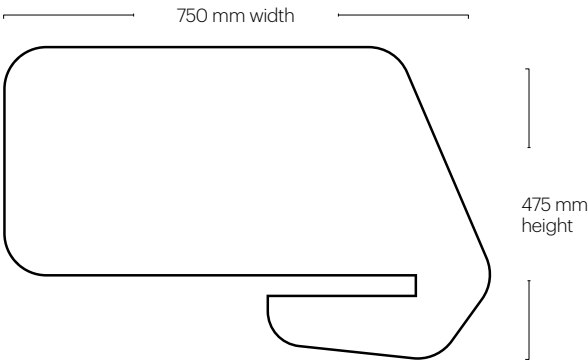
Blade Slip On Standard - 36mm thickness
BLDEDIVIDE-STD



Blade Slip On Curve - 36mm thickness
BLDEDIVIDE-CURVE



Blade Slip On Edge - 36mm thickness
BLDEDIVIDE-EDGE



General care and maintenance

Laminate Surfaces

Clean with a damp, soft cloth or sponge using lukewarm water. Neutral diluted detergent may also be used with lukewarm water. Strong detergents which contain bleach, acid or have an abrasive effect (such as scouring creams) should be avoided.

Metal surfaces (except stainless steel)

Clean with a damp, soft cloth or sponge using lukewarm soapy water. Strong detergents which contain bleach, acid or have an abrasive effect (such as scouring creams) should be avoided. Sponges and scourers made from synthetic fibres or metal which may leave permanent scratches on the surfaces should also be avoided. Ensure product is dried with clean fibre-free cloth after washing.

Stainless steel

Stainless steel needs constant care and preventative maintenance. The surface needs to be wiped dry of moisture daily. This is to prevent the moisture being trapped under a cover of dust or sea spray which results in tea staining. Stainless steel should be cleaned with 'White Lily' cream cleaner (no abrasive) or a stainless-steel cleaner - usually in a spray can. Wipe over surface indirection of finish lines.

Plastic

These materials are fairly resistant to damage from dirt. Regular dusting should help keep the surfaces free from dirt and help stop any scratches occurring. Avoid contact with boiling water, high heat, flame, and abrasives. Wash in warm soapy water and apply pressure where necessary, drying afterwards with a clean cloth. Do not use strong or abrasive cleaning fluids or detergents, as these may affect the colour and finish of the surface.

Fabric

For a general clean, regular dusting and vacuuming removes any loose particles and stops dirt from entering the weave and breaking down the fibres. When necessary, the upholstery should be gently wiped with a clean cloth, dampened with warm soapy water. Immediately dry with a clean and dry non-abrasive cloth. Do not use strong or abrasive cleaning fluids or detergents, as these may affect the colour and finish of the fabric. Upholstery can be professionally dry-cleaned if required. For best care and maintenance results please follow manufacturer's instructions.

Leather

Periodically dust with a clean, dry soft cloth. Do not expose your furniture to prolonged sunlight or other heat sources as this may cause fading. Avoid extremes of humidity. For dried soiling: gently brush with a soft brush or gently clean with a vacuum cleaner. For wet soiling and deep cleaning: gently remove the excess substance from the surface with absorbent paper. With a clean cloth soaked in a mild soap solution, gently remove the stain. Do not soak the surface, dry and buff immediately with a clean cloth. For best care and maintenance results please follow manufacturer's instructions.

Vinyl, PU & Faux Leather


Periodically dust with a clean, dry soft cloth. Do not expose your furniture to prolonged sunlight or other heat sources as this may cause fading. Avoid extremes of humidity. For dried soiling: gently brush with a soft brush or gently clean with a vacuum cleaner. For wet soiling and deep cleaning: gently remove the excess substance from the surface with absorbent paper. With a clean cloth soaked in a mild soap solution, gently remove the stain. Do not soak the surface, dry and buff immediately with a clean cloth. For best care and maintenance results please follow manufacturer's instructions.

People are the heart of every organisation. A well-designed workplace is one that welcomes, supports and elevates. It inspires people to bring their best self to work, everyday.

At Burgtec, we're genuine about partnerships. Bringing our expertise to the table, we listen with intent to understand the individual needs of our clients. We're proud to provide service as it should be, never taking our supplier, peer or client relationships for granted.

Since 1981, we've been local first. We design and manufacture our furniture here in Australia, using locally produced materials and suppliers at every step possible. We do this because it just makes sense – quicker lead times, true sustainability, better control of budgets and never needing to compromise on quality.

A Burgtec workplace balances practical needs with good design and ingenuity. It's a space that sits right, a place that nurtures relationships and potential.



burgtec.

Sydney

Canberra

Melbourne

Brisbane

We'd love to hear from you.

burgtec.com

1300 585 065

info@burgtec.com