


# Quest

## Lounges



**burgtec.**

## The 'wall-around'.

Quest is a comprehensive family of lounge units, using a unique 'wall-around' construction method to create clean, indistinct lines, providing a minimalist feel and simplifying the production process.

The self-supporting thin wall surround provides a robust structure with minimal material, an engineering innovation ensuring efficiency, durability, and long-term sustainability.

## Features

- Made in Australia
- Comprehensive family range of units
- Available in Sofa, Tall Back and Focus Booths
- Self-supporting thin wall surround
- Subtle curves and upholstery details for a minimalist design
- Two-tone upholstery available
- Metal Legs

## Finishes

- Upholstery: Select from Burgtec house fabrics / leathers or fabric of your choice
- P/C Legs: Black or White
- Tabletop: Select from Burgtec house laminates

## COMPREHENSIVE FAMILY

Quest is a complete family of designs for sofa, tall back and focus scenarios. The homogenous range consistency provides a well-resolved solution for every design instance, hitting a refined balance between contemporary style and timeless functionality.



## AUSTRALIAN MADE

Crafted and produced in our factory, on the Central Coast of NSW.

Local manufacturing opens the possibilities to design flexibility and custom finishes to better suit your project. By having full control in Australia the entire process from design to delivery, lead times are shorter, quality is guaranteed, and sustainability is maximised.



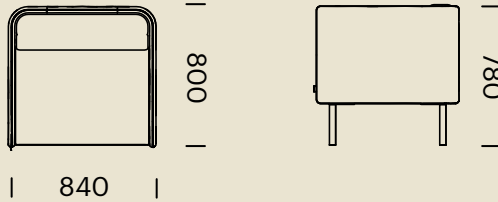
**DIMENSIONS (MM) -  
QUEST UNITS - STANDARD BACK**

---

1-Seater Straight



QUEST-SB-1SST

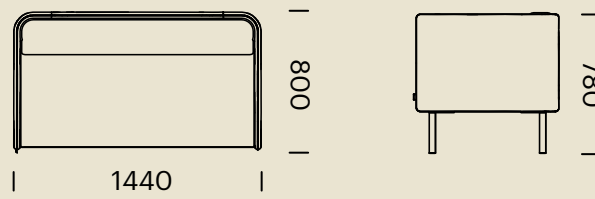


---

2-Seater Straight



QUEST-SB-2SST

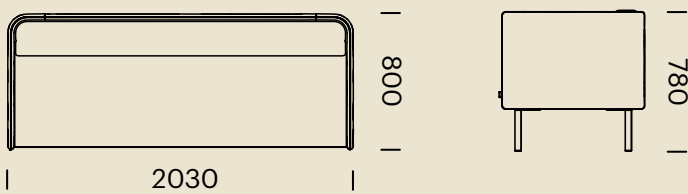


---

3-Seater Straight



QUEST-SB-3SST



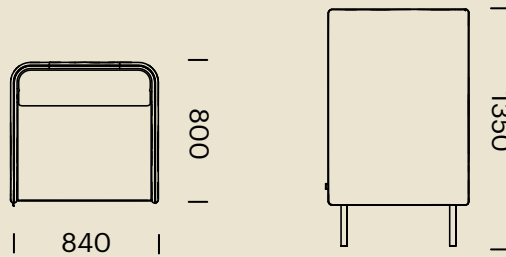
**DIMENSIONS (MM) -  
QUEST UNITS - TALL BACK**

---

1-Seater Straight



QUEST-TB-1SST

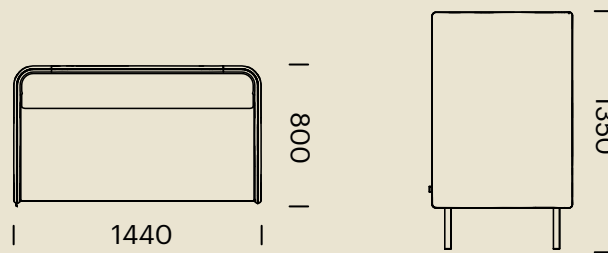


---

2-Seater Straight



QUEST-TB-2SST

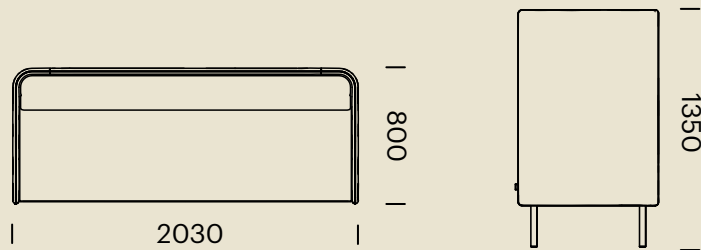


---

3-Seater Straight



QUEST-TB-3SST



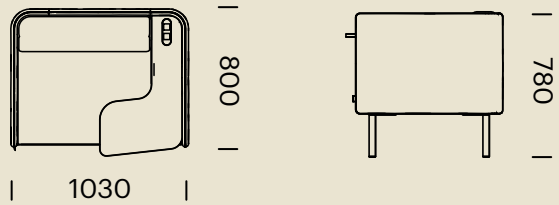
**DIMENSIONS (MM) -  
QUEST UNITS - STANDARD BACK**

---

Media Lounge  
with RH Table



QUEST-SB-MLRT

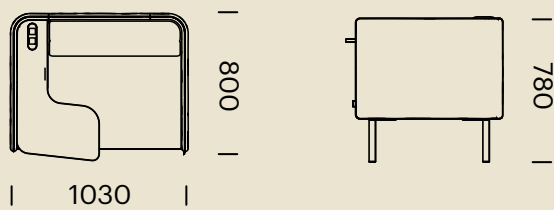


---

Media Lounge  
with LH Table



QUEST-SB-MLLT

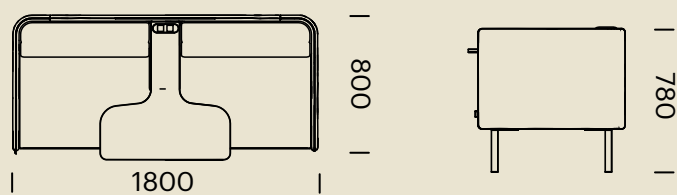


---

Double Media Lounge  
with Shared Table



QUEST-SB-MLDST



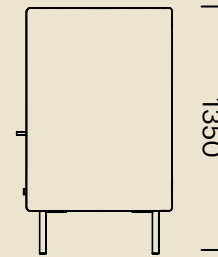
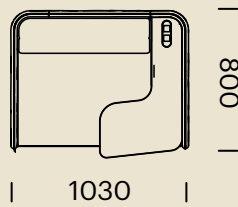
## DIMENSIONS (MM) - QUEST UNITS - TALL BACK

---

Media Lounge  
with RH Table



QUEST-SB-MLRT

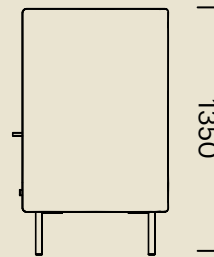
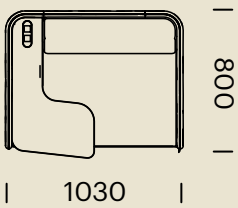


---

Media Lounge  
with LH Table



QUEST-SB-MLLT

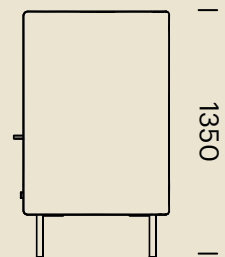
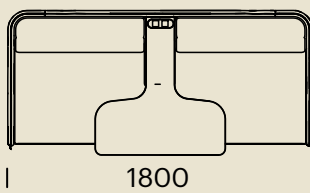


---

Double Media Lounge  
with Shared Table



QUEST-SB-MLDST





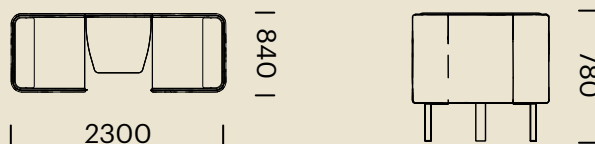
# DIMENSIONS (MM) - QUEST UNITS - STANDARD BACK

---

## 2-Person Booth



QUEST-SB-2PBTH

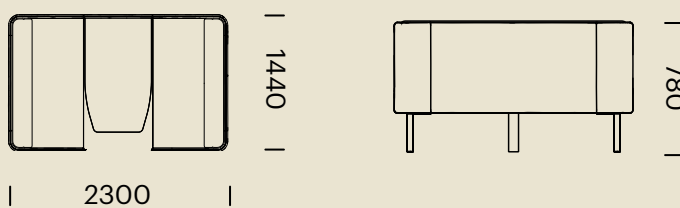


---

## 4-Person Booth



QUEST-SB-4PBTH

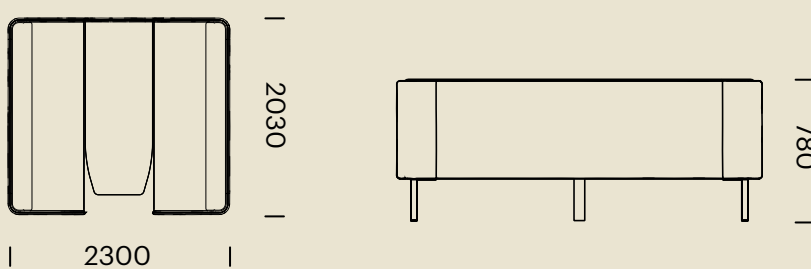


---

## 6-Person Booth



QUEST-SB-6PBTH

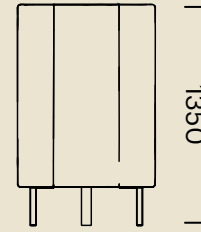
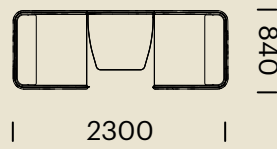


# DIMENSIONS (MM) - QUEST UNITS - TALL BACK

2-Person Booth




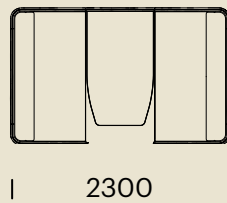
QUEST-TB-2PBTH



4-Person Booth



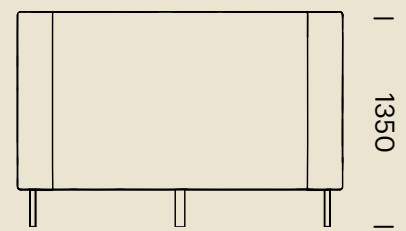
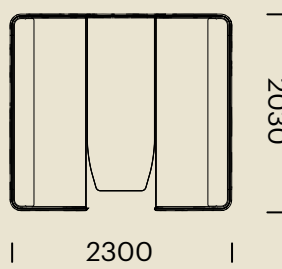
QUEST-TB-4PBTH



6-Person Booth



QUEST-TB-6PBTH



## OPTIONS

---

### Add Power - Front



QUEST-OPT-PWR-F

- White or Black

Leads to power source may be visible depending on location.  
Floorbox not supplied by Burgtec.

---

### Add Power - Rear



QUEST-OPT-PWR-R


- White or Black

Leads to power source may be visible depending on location.  
Floorbox not supplied by Burgtec.

---







# Care and Maintenance

## Fabric

For a general clean, regular dusting and vacuuming removes any loose particles and stops dirt from entering the weave and breaking down the fibres. When necessary, the upholstery should be gently wiped with a clean cloth, dampened with warm soapy water.

Immediately dry with a clean and dry non-abrasive cloth. Do not use strong or abrasive cleaning fluids or detergents, as these may affect the colour and finish of the fabric. Upholstery can be professionally dry-cleaned if required. For best care and maintenance results please follow manufacturer's instructions

## Leather, Vinyl, PU & Faux Leather

Periodically dust with a clean, dry soft cloth. Do not expose your Chairs to prolonged Sunlight or other heat sources as this may cause fading. Avoid extremes of Humidity. For Dried Soiling: Gently brush with a soft brush or gently clean with a vacuum cleaner. For Wet Soiling and deep cleaning: Gently remove the excess substance from the surface with absorbent paper. With a clean cloth soaked in a mild soap solution, gently remove the stain. Do not soak the surface, dry and buff immediately with a clean cloth. For best care and maintenance results please follow manufacturer's instructions.

## Timber Surfaces

Clean with a damp, soft cloth or sponge using lukewarm water. Neutral diluted detergent may also be used with lukewarm water. Strong detergents which contain bleach, acid or have an abrasive effect (such as scouring creams) should be avoided.

## Warranty Information

Jara Lounges have a 10 Year Warranty. Burgtec promises the original purchaser, at our option, to repair or replace any of the said product or component thereof, subject to normal commercial use, that is defective in material or workmanship for the time period offered on the product from date of purchase. To view the full warranty statement for Jara please go to [burgtec.com/jara](http://burgtec.com/jara).

Sydney  
Canberra  
Melbourne  
Brisbane  
Newcastle  
Perth

