

burgtec

Carlo Chairs

A universal chair



Carlo Chairs

A universal chair

The Carlo monoshell chair & stool range is designed to adapt to all spaces. Thanks to its chameleonic nature it covers the entire market. Light, stylish and comfy, with a beautiful sculpted back that gently moves with the user’s body.

Designer	Burgtec
Features	Full European CATAS rating Bases: 4-leg , Sled, 4-leg timber, 4-castor, 5-castor, kitchen stool, bar stool Optional upholstery (Full Shell or Seat Pad Only) Polypropylene shell with gentle controlled flex back Stackable (4-Leg/Sled Bases Only 5 high with arms /6 high w/o arms)
Finishes	Poypropylene shell colours: Black, White, Dark Grey, Pale Blue Upholstery: Select from Burgtec house fabrics or fabric of your choice Bases: Black, White, Chrome or Clear Coated Ash
Warranty	5 Years
Lead time	4-6 weeks
Origin	Europe



Carlo Chairs

A universal chair



CLCH-4CFH-NU

Depth 500mm
Height 790mm
Width 500mm
Seat Height 450mm



CLCH-4CFH-UCUR

Depth 500mm
Height 790mm
Width 500mm
Seat Height 450mm



CLCH-4LST-NU

Depth 500mm
Height 790mm
Width 500mm
Seat Height 450mm



CLCH-4LST-UCUR

Depth 500mm
Height 790mm
Width 500mm
Seat Height 450mm



CLCH-4LTM-NU

Depth 500mm
Height 790mm
Width 500mm
Seat Height 450mm



CLCH-4LTM-UCUR

Depth 500mm
Height 790mm
Width 500mm
Seat Height 450mm



CLCH-5CHA-NU

Depth 500mm
Height 790mm
Width 500mm
Seat Height 450mm



CLCH-5CHA-UCUR

Depth 500mm
Height 790mm
Width 500mm
Seat Height 450mm



CLCH-SL-NU

Depth	500mm
Height	790mm
Width	500mm
Seat Height	450mm



CLCH-SL-UCUR

Depth	500mm
Height	790mm
Width	500mm
Seat Height	450mm







Finishes and materials

Fabrics, Atlas (Heavy Commercial, 100% Polyester, 3 year warranty, 130,000 cycles Martindale)

Curated by the Burgtec team, with 45 colours to choose from, the Atlas Extended fabric range is a durable, hard-working option for short lead-time projects, performing exceptionally in Martindale testing with an impressive 130,000 cycles.


Raspberry


Mauritius



Ash



Slate


Cobalt



Azure



Cloud



Spruce


Forest


Cocoa


Twilight


Sandshell



Pearl


Blush


Harvest



Walnut



Graphite



Plum



Storm



Shadow


Cherrywood



Rust


Mushroom



Pebble


Peacock



Breeze



Pinewood



Marigold



Sapphire


Silver



Taupe


Sagebrush



Emerald


Coral



Mist


Drift



Royale



Tangerine



Nutmeg



Drizzle


Serenity


Champagne


Lemongras


Sky


Eclipse


Smoke

Fabrics, Morocco (Commercial, 80% Polyvinyl Chloride, 20% Polyester, 3 year warranty, 150,000 cycles Martindale)

Stocked by Burgtec, available in 11 colours, this easy-to-clean vinyl range is a practical choice for healthcare, education and other regularly cleaned spaces, with the added benefit of being a budget-friendly alternative to leather and ideal for short lead-time projects.


Almond


Black


Caramel


Cocoa


Greige


Maroon


Mocha


Navy


Olive


Sand


Tan


Tan



Care and maintenance

Our products are made to last and to do so they require regular care. Every material has its own best way to clean and maintain, and we're here to help you choose what works best for your space. If your project has unique requirements or a specific use case, our team can guide you through the right approach. We see care as part of the ongoing partnership, helping you keep your spaces performing well over time.

Laminate Surfaces

Clean with a damp, soft cloth or sponge using lukewarm water. Neutral diluted detergent may also be used with lukewarm water. Strong detergents which contain bleach, acid or have an abrasive effect (such as scouring creams) should be avoided.

Metal surfaces (except stainless steel)

Clean with a damp, soft cloth or sponge using lukewarm soapy water. Strong detergents which contain bleach, acid or have an abrasive effect (such as scouring creams) should be avoided. Sponges and scourers made from synthetic fibres or metal which may leave permanent scratches on the surfaces should also be avoided. Ensure product is dried with clean fibre-free cloth after washing.

Stainless steel

Stainless steel needs constant care and preventative maintenance. The surface needs to be wiped dry of moisture daily. This is to prevent the moisture being trapped under a cover of dust or sea spray which results in tea staining. Stainless steel should be cleaned with 'White Lily' cream cleaner (no abrasive) or a stainless-steel cleaner – usually in a spray can. Wipe over surface in direction of finish lines.

Plastic

These materials are fairly resistant to damage from dirt. Regular dusting should help keep the surfaces free from dirt and help stop any scratches occurring. Avoid contact with boiling water, high heat, flame, and abrasives. Wash in warm soapy water and apply pressure where necessary, drying afterwards with a clean cloth. Do not use strong or abrasive cleaning fluids or detergents, as these may affect the colour and finish of the surface.

Fabric

For a general clean, regular dusting and vacuuming removes any loose particles and stops dirt from entering the weave and breaking down the fibres. When necessary, the upholstery should be gently wiped with a clean cloth, dampened with warm soapy water. Immediately dry with a clean and dry non-abrasive cloth. Do not use strong or abrasive cleaning fluids or detergents, as these may affect the colour and finish of the fabric. Upholstery can be professionally dry-cleaned if required. For best care and maintenance results please follow manufacturer's instructions.

Leather

Periodically dust with a clean, dry soft cloth. Do not expose your furniture to prolonged sunlight or other heat sources as this may cause fading. Avoid extremes of humidity. For dried soiling: gently brush with a soft brush or gently clean with a vacuum cleaner. For wet soiling and deep cleaning: gently remove the excess substance from the surface with absorbent paper. With a clean cloth soaked in a mild soap solution, gently remove the stain. Do not soak the surface, dry and buff immediately with a clean cloth. For best care and maintenance results please follow manufacturer's instructions.

Vinyl, PU & Faux Leather

Periodically dust with a clean, dry soft cloth. Do not expose your furniture to prolonged sunlight or other heat sources as this may cause fading. Avoid extremes of humidity. For dried soiling: gently brush with a soft brush or gently clean with a vacuum cleaner. For wet soiling and deep cleaning: gently remove the excess substance from the surface with absorbent paper. With a clean cloth soaked in a mild soap solution, gently remove the stain. Do not soak the surface, dry and buff immediately with a clean cloth. For best care and maintenance results please follow manufacturer's instructions.



Real People. Speed. Precision. Scale.

We make commercial furniture in Australia
for workplaces and public spaces.

Since 1981, we've designed and manufactured locally,
working directly with clients and project teams to deliver
solutions that fit the space, the brief and the budget. Built to
perform every day, and built to last.

burgtec

ACT

Canberra
Suite 2, Ground Floor, 15 Moore St,
Canberra ACT 2601

canberra@burgtec.com
02 4329 8102

NSW

Sydney
Level 1, 36 Carrington St,
Sydney NSW 2000

sydney@burgtec.com
02 4329 8101

QLD

Brisbane
Level 12, 300 Queen St,
Brisbane QLD

brisbane@burgtec.com
07 3507 1129