

# burgtec

## Merlot Sofa

Casual meets commercial



# Merlot Lounge Chair and Sofa

Casual meets commercial

Influenced by domestic design, Merlot crafts an easy-afternoon atmosphere with its rounded cushions, and a subtle sense of industry with its exposed frame – forging a clean, contemporary lounging solution for modern workplaces. Like the Lounge Chair, the Merlot Sofa...

Designer	Burgtec
Features	Seats: Two Exposed powdercoat frame Fully upholstered cushions Easy to assemble Welted edging detail
Finishes	Frame: Black or White Powdercoat Upholstery: Select from Burgtec house fabrics / leathers or fabric of your choice Two-tone upholstery available Stocked in Atlas 'Smoke' from Burgtec house fabrics CAT A   Black frame
Warranty	5 Years
Lead time	4-6 Weeks
Origin	Australia





# Merlot Lounge Chair and Sofa

Casual meets commercial



MLO-1S-UPCUR

Depth	800mm
Height	850mm
Width	1455mm
Seat Height	450mm



MLO-2S-UPCUR

Depth	800mm
Height	850mm
Width	1455mm
Seat Height	450mm









































# Finishes and materials

**Fabrics, Atlas (Heavy Commercial, 100% Polyester, 3 year warranty, 130,000 cycles Martindale)**

Curated by the Burgtec team, with 45 colours to choose from, the Atlas Extended fabric range is a durable, hard-working option for short lead-time projects, performing exceptionally in Martindale testing with an impressive 130,000 cycles.

									
Raspberry	Mauritius	Ash	Slate	Cobalt	Azure	Cloud	Spruce	Forest	Cocoa
									
Twilight	Sandshell	Pearl	Blush	Harvest	Walnut	Graphite	Plum	Storm	Shadow
									
Cherrywood	Rust	Mushroom	Pebble	Peacock	Breeze	Pinewood	Marigold	Sapphire	Silver
									
Taupe	Sagebrush	Emerald	Coral	Mist	Drift	Royale	Tangerine	Nutmeg	Drizzle
									
Serenity	Champagne	Lemongras	Sky	Eclipse	Smoke				



### Fabrics, Morocco (Commercial, 80% Polyvinyl Chloride, 20% Polyester, 3 year warranty, 150,000 cycles Martindale)

Stocked by Burgtec, available in 11 colours, this easy-to-clean vinyl range is a practical choice for healthcare, education and other regularly cleaned spaces, with the added benefit of being a budget-friendly alternative to leather and ideal for short lead-time projects.



### Powder Coating (5 colours, matching with our laminate range + B&W, same cost and lead time as B&W, No MoQ)

Workstation frames, table bases, lounge frames and chair bases can now all be finished to perfectly match fabrics, laminates, and acoustic panels for a more cohesive, tailored look.





## Care and maintenance

Our products are made to last and to do so they require regular care. Every material has its own best way to clean and maintain, and we're here to help you choose what works best for your space. If your project has unique requirements or a specific use case, our team can guide you through the right approach. We see care as part of the ongoing partnership, helping you keep your spaces performing well over time.

### Laminate Surfaces

Clean with a damp, soft cloth or sponge using lukewarm water. Neutral diluted detergent may also be used with lukewarm water. Strong detergents which contain bleach, acid or have an abrasive effect (such as scouring creams) should be avoided.

### Metal surfaces (except stainless steel)

Clean with a damp, soft cloth or sponge using lukewarm soapy water. Strong detergents which contain bleach, acid or have an abrasive effect (such as scouring creams) should be avoided. Sponges and scourers made from synthetic fibres or metal which may leave permanent scratches on the surfaces should also be avoided. Ensure product is dried with clean fibre-free cloth after washing.

### Stainless steel

Stainless steel needs constant care and preventative maintenance. The surface needs to be wiped dry of moisture daily. This is to prevent the moisture being trapped under a cover of dust or sea spray which results in tea staining. Stainless steel should be cleaned with 'White Lily' cream cleaner (no abrasive) or a stainless-steel cleaner – usually in a spray can. Wipe over surface in direction of finish lines.

### Plastic

These materials are fairly resistant to damage from dirt. Regular dusting should help keep the surfaces free from dirt and help stop any scratches occurring. Avoid contact with boiling water, high heat, flame, and abrasives. Wash in warm soapy water and apply pressure where necessary, drying afterwards with a clean cloth. Do not use strong or abrasive cleaning fluids or detergents, as these may affect the colour and finish of the surface.

### Fabric

For a general clean, regular dusting and vacuuming removes any loose particles and stops dirt from entering the weave and breaking down the fibres. When necessary, the upholstery should be gently wiped with a clean cloth, dampened with warm soapy water. Immediately dry with a clean and dry non-abrasive cloth. Do not use strong or abrasive cleaning fluids or detergents, as these may affect the colour and finish of the fabric. Upholstery can be professionally dry-cleaned if required. For best care and maintenance results please follow manufacturer's instructions.

### Leather

Periodically dust with a clean, dry soft cloth. Do not expose your furniture to prolonged sunlight or other heat sources as this may cause fading. Avoid extremes of humidity. For dried soiling: gently brush with a soft brush or gently clean with a vacuum cleaner. For wet soiling and deep cleaning: gently remove the excess substance from the surface with absorbent paper. With a clean cloth soaked in a mild soap solution, gently remove the stain. Do not soak the surface, dry and buff immediately with a clean cloth. For best care and maintenance results please follow manufacturer's instructions.

### Vinyl, PU & Faux Leather

Periodically dust with a clean, dry soft cloth. Do not expose your furniture to prolonged sunlight or other heat sources as this may cause fading. Avoid extremes of humidity. For dried soiling: gently brush with a soft brush or gently clean with a vacuum cleaner. For wet soiling and deep cleaning: gently remove the excess substance from the surface with absorbent paper. With a clean cloth soaked in a mild soap solution, gently remove the stain. Do not soak the surface, dry and buff immediately with a clean cloth. For best care and maintenance results please follow manufacturer's instructions.







Real People. Speed. Precision. Scale.

We make commercial furniture in Australia  
for workplaces and public spaces.

Since 1981, we've designed and manufactured locally,  
working directly with clients and project teams to deliver  
solutions that fit the space, the brief and the budget. Built to  
perform every day, and built to last.

**burgtec**

---

ACT

Canberra  
Suite 2, Ground Floor, 15 Moore St,  
Canberra ACT 2601

canberra@burgtec.com  
02 4329 8102

NSW

Sydney  
Level 1, 36 Carrington St,  
Sydney NSW 2000

sydney@burgtec.com  
02 4329 8101

QLD

Brisbane  
Level 12, 300 Queen St,  
Brisbane QLD

brisbane@burgtec.com  
07 3507 1129